


TEACHING GUIDE & LESSON PLAN

FOR GRADES K-3



THE WHOLE WORLD INSIDE NAN'S SOUP

A RUMINATION ON OUR ABILITY TO RECOGNIZE OUR
INTERCONNECTEDNESS WITH ALL PEOPLE



YEEHOO
PRESS

WORD SEARCH

What was in Nanni's soup pot?

Find the word in the puzzle.

Words can go in any direction.


Words can share letters as they cross over each other.


S C S N Q S D B O B U S A L H
L I E M T R L W K H S D Z S J
T V L Y K E M G Q V W R T P Z
R T B F Y N O W V W H N V D F
U E A H U E O S E S A E I V V
C I T Z N D N B O H U J Z V S
W G E M X R J H C I M N G D N
P M G I E A I R S K L P E J H
D X E H Y G E T P L W E U V R
E U V Z G M A C A D S Q G S F
O V T K N R E E B Y E N O H T
H N O T S N E I G H B O R S X
V E Z L Z X U D I G X C T D H
G E C J D V M K R I G M A D C
K B Y A Q W X N R A B E K Y H


Answers:
Bus Gardeners Honeybee Love Merchants
Moon Neighbors Seeds Soil Stars Sun Vegetables

LETTER


S is for Soup. What else starts with the letter S?
Can you write them down?






















VOCABULARY

Can you explain what the word, "delicious" means?

Can you think of some other words that have a similar meaning to "delicious"?

MATH ACTIVITY

Directions: Add up the price of the vegetables to see how much Nan's soup cost.

2 tomatoes, \$1.00 each

1 onion, \$.50

6 potatoes, \$.30 each

1 bunch of carrots, \$1.99

1 bag of spinach, \$.99

Total: _____



BE A HISTORY SLEUTH!

Answer the following questions to learn more about the history of your favorite meal.

1. What is your favorite meal?

2. Name three ingredients you think are in your favorite recipe.

3. What is the history of this meal? (Ask the cook!) Was this a recipe passed down in your family or by friends?

ART ACTIVITY

Directions: Draw the steps of how food gets grown:

- 1. A seed is planted in the ground.**
- 2. Sun and rain water it and help it grow.**
- 3. Honeybees come to pollinate the flowers.**
- 4. A vegetable grows!**



COMMUNITY: ART ACTIVITY

Directions: Draw, color, or paint a picture about:

- 1. The farmers that grow your food.**
- 2. Your supper table.**
- 3. What's in your kitchen.**




A large, empty rectangular box with a thin grey border, intended for the student to draw, color, or paint their artwork based on the directions provided.

G E O G R A P H Y

Directions: Draw a world map of where your food comes from.

- 1. Start by drawing the places you know in your town, like the supermarket, local farm, or even your own garden.**
- 2. Check the labels of your favorite foods to see what country it's come from and add those to the map.**
- 3. Include all the modes of transportation—like trucks, boats, buses, and trains.**



DRAMATIC PLAY

- Put on a play about Nanni and her grandchild making soup.
1. Assign parts. (Someone can be Nanni, the grandchild, the cat, or the gardeners, the merchants, the bus driver—or even the sun, the moon, and the stars!)
 2. What's it like to pretend shopping for soup in the supermarket?
 3. Make-believe you are in the kitchen making soup.
 4. You might tell stories how Nanni learned the recipe from her nanni.
 5. When the soup is done, you can pretend to eat it!



LETTERS TO NANNI

If you'd like to share your cooking, shopping, or gardening stories or artwork with Nanni, you can send them to: hunterliguore@aol.com.

THE WHOLE WORLD INSIDE NAN'S SOUP

WRITTEN BY HUNTER LIGUORE, ILLUSTRATED BY VIKKI ZHANG

ISBN 9781953458063 YEEHOO PRESS

A RUMINATION ON OUR ABILITY TO RECOGNIZE OUR
INTERCONNECTEDNESS WITH ALL PEOPLE

